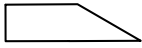



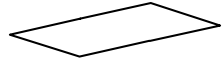

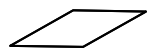
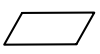


Name _____ Date _____

Fill in the Shapes

<p>A.</p> 	<p>B.</p> 
<p>C.</p> 	<p>D.</p> 
<p>E.</p> 	<p>F.</p> 
<p>G.</p> 	<p>H.</p> 

Copyright © Kendall Hunt Publishing Company

Composing and Decomposing Shapes SAB • Grade 2 • Unit 13 • Lesson 9 691

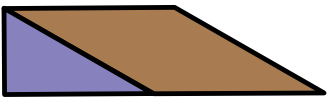

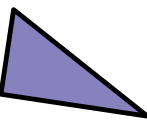

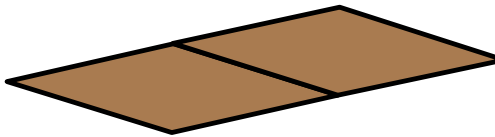
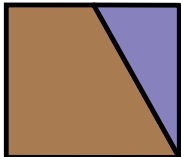


Student Activity Book - Page 691

Student Activity Book

Fill in the Shapes (SAB pp. 691–694)

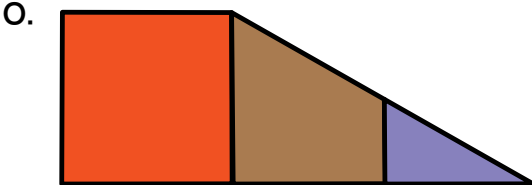
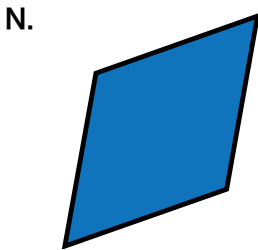
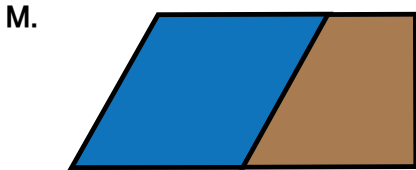
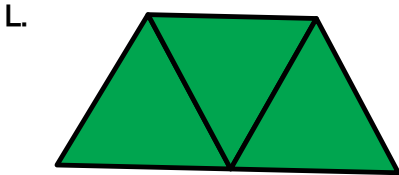



Questions A–BB

Responses may vary. Possible responses provided.

- A. 
- B. 
- C. 
- D. 
- E. 
- F. 
- G. 
- H. 

Copyright © Kendall Hunt Publishing Company

Answer Key • Lesson 9: Composing and Decomposing Shapes



Name _____ Date _____

I.	J.
K.	L.
M.	N.
O.	P.

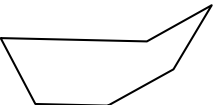
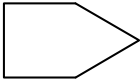
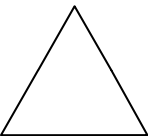
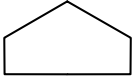

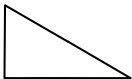
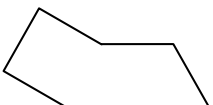
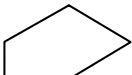
Copyright © Kendall Hunt Publishing Company

692 SAB • Grade 2 • Unit 13 • Lesson 9 Composing and Decomposing Shapes

Student Activity Book - Page 692

Answer Key • Lesson 9: Composing and Decomposing Shapes

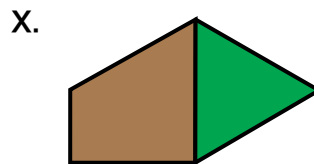
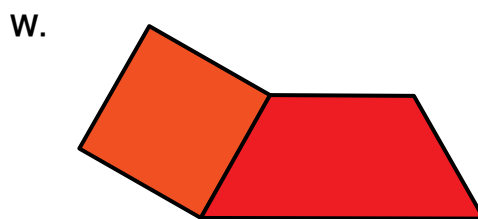
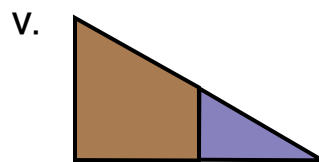

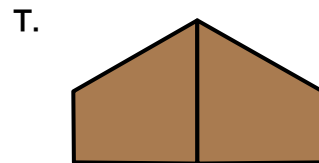

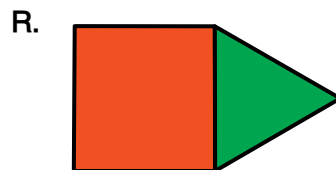
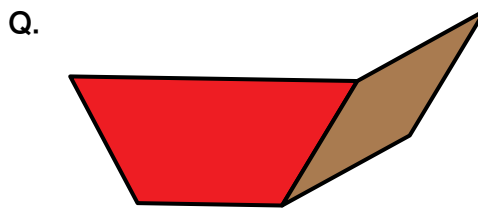
Name _____ Date _____

Q. 	R. 
S. 	T. 
U. 	V. 
W. 	X. 

Copyright © Kendall Hunt Publishing Company

Composing and Decomposing Shapes SAB • Grade 2 • Unit 13 • Lesson 9 693


Student Activity Book - Page 693



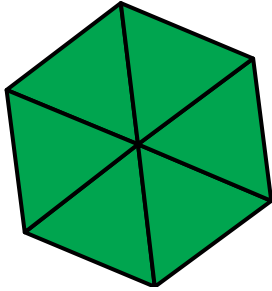
Copyright © Kendall Hunt Publishing Company

Answer Key • Lesson 9: Composing and Decomposing Shapes

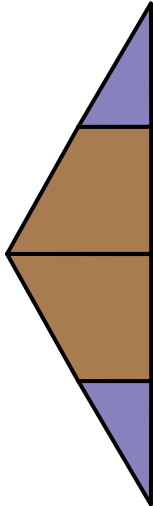
Y.



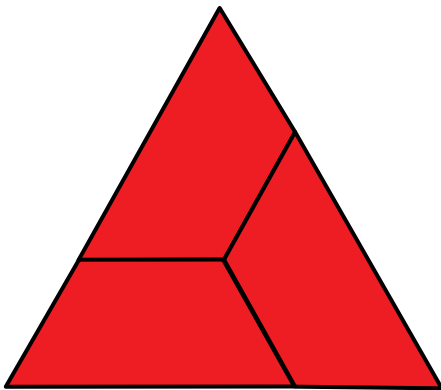
Z.



AA.



BB.



Name _____ Date _____

<p>Y.</p>	<p>Z.</p>
<p>AA.</p>	<p>BB.</p>

694 SAB • Grade 2 • Unit 13 • Lesson 9 Composing and Decomposing Shapes


Copyright © Kendall Hunt Publishing Company

Student Activity Book - Page 694

Name _____ Date _____

Ship Shape

1. Use pattern blocks to fill in the shape. Trace the blocks to show which ones you used.



2. Circle all the true statements about the shape above.

- A. The shape has 8 sides.
- B. The shape has 7 angles.
- C. The shape has no parallel sides.
- D. The shape has 3 sets of parallel sides.
- E. The shape has a right angle.
- F. The shape has no right angles.

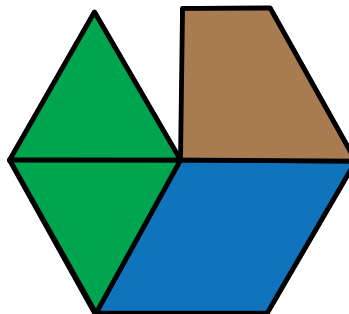
Copyright © Kendall Hunt Publishing Company

Composing and Decomposing Shapes SAB • Grade 2 • Unit 13 • Lesson 9 **695**

Ship Shape (SAB pp. 695–696)

Questions 1–2

1. Possible response:



2. Statements A, D, and E are true and should be circled.

Student Activity Book - Page 695

Name _____ Date _____

Ship Shape Feedback Box		Expectation	Check In	Comments
Compose and decompose shapes into smaller shapes. (Q# 1)		E6		
Describe 2-dimensional shapes based on their attributes. (Q# 2)		E1		

MPE2. Find a strategy. I choose good tools and an efficient strategy for solving the problem.	Yes . . .	Yes, but . . .	No, but . . .	No . . .

Copyright © Kendall Hunt Publishing Company

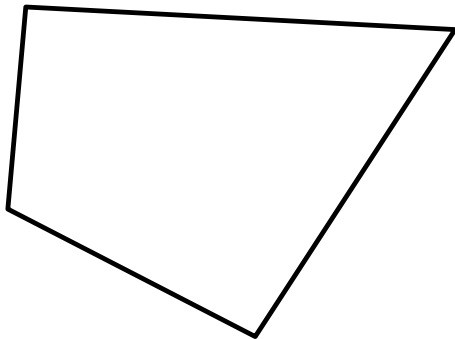
696 SAB • Grade 2 • Unit 13 • Lesson 9 Composing and Decomposing Shapes

Student Activity Book - Page 696

Teacher Guide

**Think About Shapes at Home
(TG pp. 1–2) Homework
Questions 1–6**

1. Shape A has 6 sides.
2. Shape B has 5 angles.
3. Shape C does not have a right angle.
4. 5 sides
5. 5 angles
6. Polygons will vary. Sample polygon:



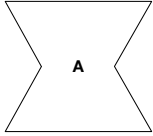
My polygon has 4 sides and 4 angles.


Name _____ Date _____

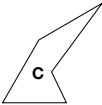
Think About Shapes at Home

Homework

Look at each shape and the statements. Circle the true statements.

1. 

Shape A has 4 sides. Shape A has 6 sides.
2. 

Shape B has 5 angles. Shape B has 4 angles.
3. 

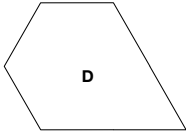
Shape C has a right angle. Shape C does not have a right angle.

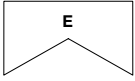
TG • Grade 2 • Unit 13 • Lesson 9 Homework Master

Copyright © Kendall Hunt Publishing Company

Teacher Guide- Page 1

Name _____ Date _____

4. Look at Shape D. 

How many sides does Shape D have? _____
5. Look at Shape E. 

How many angles does Shape E have? _____
6. **A.** Draw a polygon (closed shape with straight sides).
- B.** My polygon has _____ sides and _____ angles.

Homework Master TG • Grade 2 • Unit 13 • Lesson 9 2

Copyright © Kendall Hunt Publishing Company

Teacher Guide- Page 2