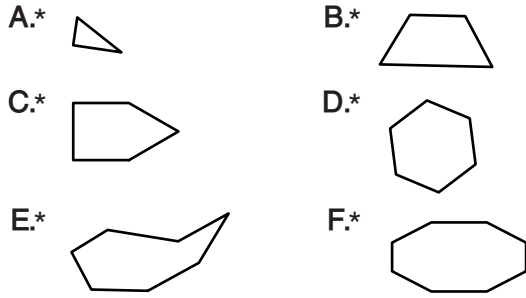


Student Activity Book

Draw Shapes (SAB p. 697)
Questions A–F



Shape Sort (SAB pp. 699–700)

- * See Shape Sort: Corners chart in Figure 9 in the Lesson.
- * See Shape Sort: Parallel Sides chart in Figure 14 in the lesson.

Name _____ Date _____

Draw Shapes

A. Draw a shape with 3 sides.	B. Draw a shape with 4 sides.
C. Draw a shape with 5 sides.	D. Draw a shape with 6 sides.
E. Draw a shape with 7 sides.	F. Draw a shape with 8 sides.

Copyright © Kendall Hunt Publishing Company

Sorting Shapes
SAB • Grade 2 • Unit 13 • Lesson 10
697

Student Activity Book - Page 697

Date _____

Shape Sort

Square Corners Sorting Mat

Shapes with Square Corners	Other Shapes
----------------------------	--------------

Sorting Shapes
SAB • Grade 2 • Unit 13 • Lesson 10
699

Student Activity Book - Page 699

Date _____

Parallel Sides Sorting Mat

Shapes with Parallel Sides	Other Shapes
----------------------------	--------------

700
SAB • Grade 2 • Unit 13 • Lesson 10
Sorting Shapes

Student Activity Book - Page 700

* Answers and/or discussion are included in the lesson.

Copyright © Kendall Hunt Publishing Company

Name _____ Date _____

Quadrilateral Sort

Sorting Mat 1

Shapes with 4 Sides	Other Shapes
---------------------	--------------

Sorting Shapes SAB • Grade 2 • Unit 13 • Lesson 10 701

Quadrilateral Sort (SAB pp. 701–702)

- * See Quadrilateral Sort chart in Figure 15 in the lesson.
- * See Quadrilateral Sort Parallel Sides chart in Figure 16 in the lesson.

Student Activity Book - Page 701


Name _____ Date _____

All About Shapes


Shape Riddles

1. Read the clues and circle the shape or shapes described.


A. I am a quadrilateral. I have only one set of parallel sides. What shape(s) am I?



B. I am a quadrilateral. I have two sets of parallel sides. My sides are all the same length. I do not have any right angles. What shape(s) am I?




C. I have four sides, four right angles, and two sets of parallel sides. What shape am I?



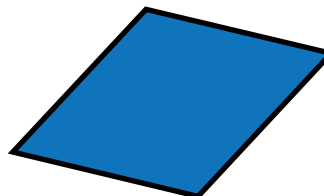
Sorting Shapes SAB • Grade 2 • Unit 13 • Lesson 10 703

All About Shapes (SAB pp. 703–706)
Questions 1–5

I. A.



B.



C.




Copyright © Kendall Hunt Publishing Company

Student Activity Book - Page 703

*Answers and/or discussion are included in the lesson.

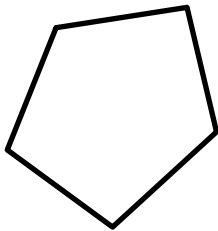
D.



E.



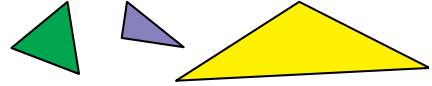
- Possible response: This is a triangle. It has three sides and three angles. It has one square corner.
- Drawings will vary. Sample pentagon:



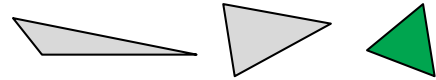
- Shapes A, C, and D have 5 angles.
- Shapes A, C, D, and E have parallel sides.

Name _____ Date _____

D. I am a triangle with no right angles. What shape am I?



E. I have three sides. All of my sides are different lengths. What shape am I?



Describe, Draw, and Sort Shapes

2. Describe this shape. Use the words **sides**, **angles**, and **corner** in your description.



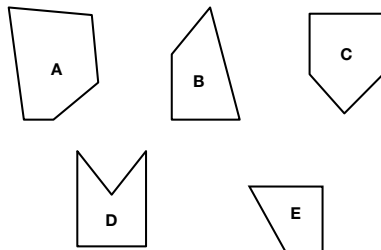
Copyright © Kendall Hunt Publishing Company

Student Activity Book - Page 704

Name _____ Date _____

3. Use your ruler to draw a pentagon.

4. Circle all the shapes that have 5 angles.



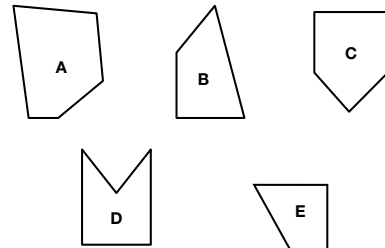
Copyright © Kendall Hunt Publishing Company

Copyright © Kendall Hunt Publishing Company

Student Activity Book - Page 705

Name _____ Date _____

5. Circle all the shapes that have parallel sides.



All About Shapes Feedback Box

Expectation	Check In	Comments
Identify shapes based on their attributes. [Q# 1]	E1	
Describe shapes. [Q# 2]		
Draw a 2-dimensional shape. [Q# 3]		
Sort shapes based on their attributes. [Q# 4-5]		

Copyright © Kendall Hunt Publishing Company

Student Activity Book - Page 706