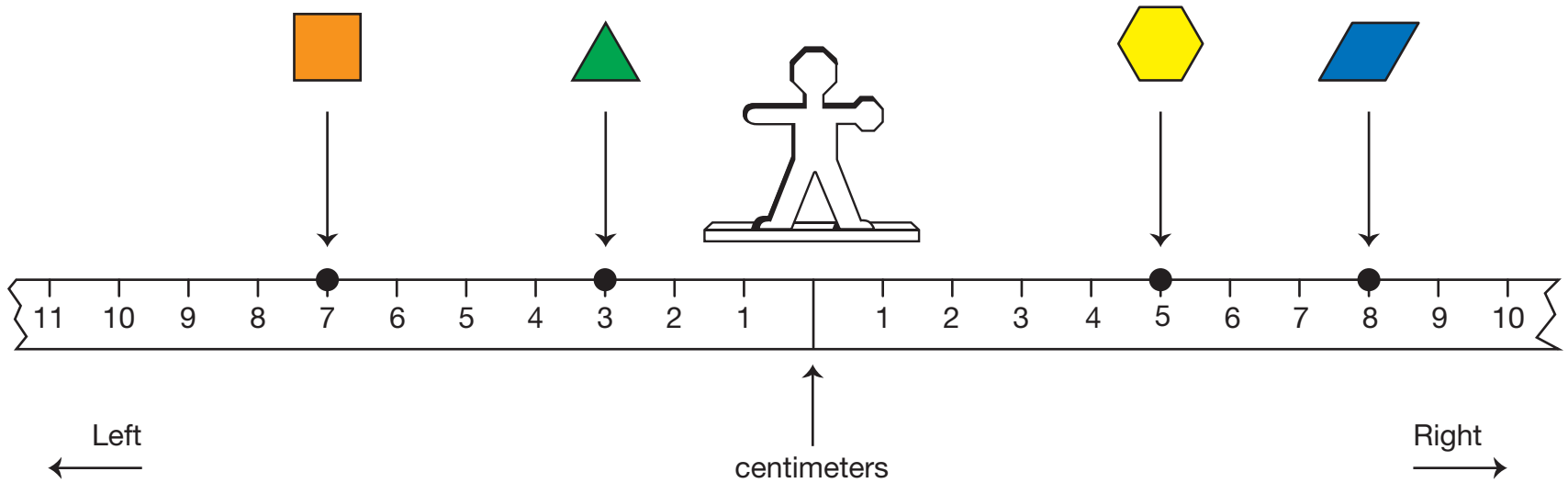






Name _____ Date _____

Where Are They



1. Use the map to fill in data to tell where each shape is.

Where Are They

Shape	Distance (in cm)	Direction (Right or Left)
square 		
rhombus 		
triangle 		
hexagon 		

Name _____ Date _____

2. How far is it from the rhombus to the hexagon?

_____ In which direction? _____

3. How far is it from the triangle to the square?

_____ In which direction? _____

4. How far is it from the triangle to the hexagon?

_____ In which direction? _____

5. How far is it from the triangle to the rhombus?

_____ In which direction? _____

6. How far is it from the square to the hexagon?

_____ In which direction? _____