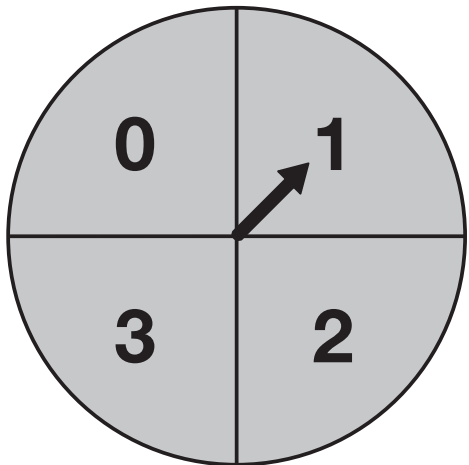



Make a Flat

The object of the game is to be the first player to fill the flat. This is a game for two players.



Number of tens




Number of ones

Materials

- 1 Make a Flat Game Board for each player
- 1 gray spinner with 0–3 for tens
- 1 white spinner with 0–9 for ones
- clear plastic spinner or pencil and paper clip
- 20 bits, 20 skinnies, and 1 flat

Directions

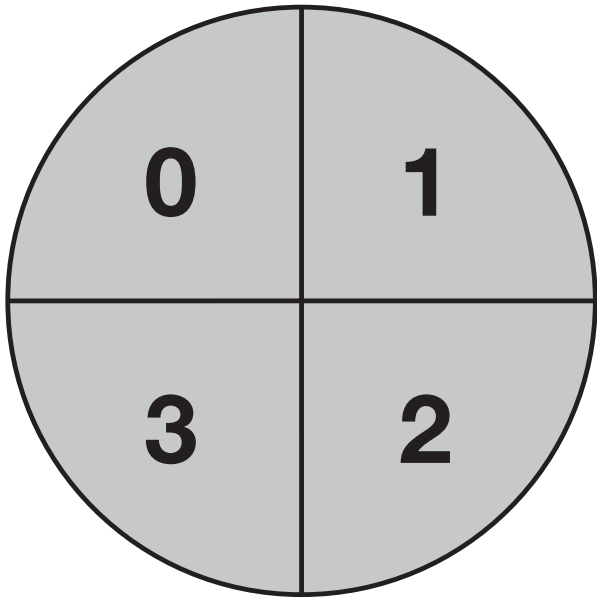
1. Spin the gray spinner once and take that many skinnies. Spin the white spinner once and take that many bits.
2. Line up your skinnies and bits on your game board.
3. Trade bits for skinnies according to the Fewest Pieces Rule.
4. After each turn, write the total number of base-ten pieces you have in the “Running Total” column.
5. Take turns repeating the steps above.



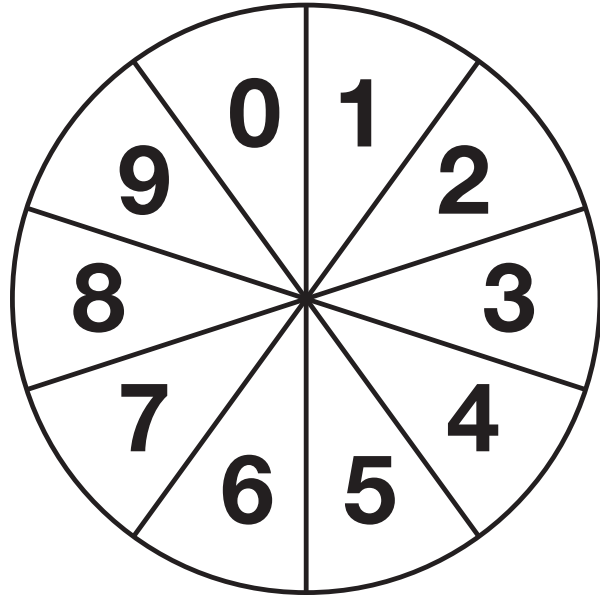
Turn	Running Total
1	23
2	35
3	
4	
5	
6	
7	

A sample game board after two spins

Make a Flat Game Board



Number of tens



Number of ones

Turn	Running Total
1	
2	
3	
4	
5	
6	
7	
8	
9	
10	