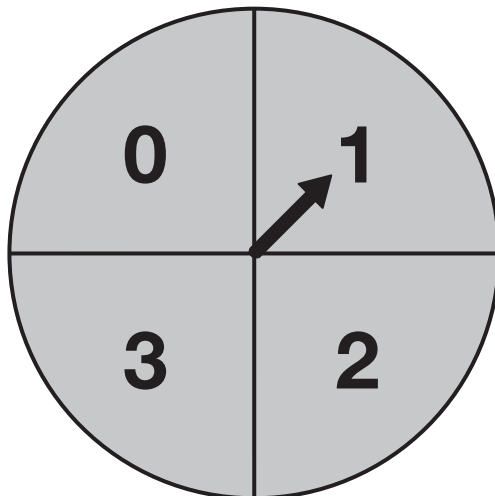



Make a Pack with Bits

The object of the game is to be the first player to complete a pack.
This is a game for two players.



Number of hundreds



Number of tens and ones

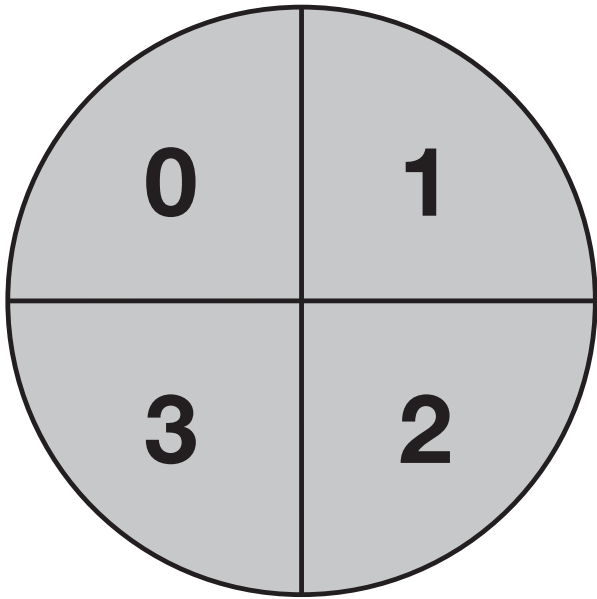
Materials

- 1 Make a Pack with Bits Game Board for each player
- 1 gray spinner with 0–3 for hundreds
- 1 white spinner with 0–9 for tens and ones
- clear plastic spinner or pencil and paper clip
- 20 bits, 20 skinnies, 20 flats, and 1 pack

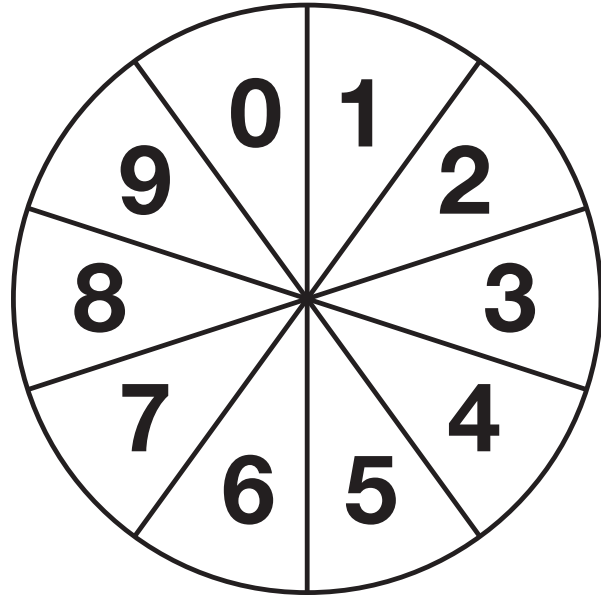
Directions

1. Spin the gray spinner once and take that many flats. Spin the white spinner once and take that many skinnies. Spin the white spinner again and take that many bits.
2. Stack up your flats, skinnies, and bits on your game board.
3. Trade pieces according to the Fewest Pieces Rule.
4. After each turn, write the total number of base-ten pieces you have in the “Running Total” column.
5. Take turns repeating the steps above.

Make a Pack with Bits Game Board



Number of hundreds



Number of tens and ones

Turn	Running Total
1	
2	
3	
4	
5	
6	
7	
8	
9	
10	