

Student Activity Book

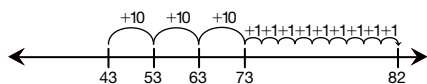
Helping Professor Peabody (SAB pp. 113–117)
Questions 1–10

Remember, the allowed moves of a base-ten hopper are in increments of 1, 10, or 100.

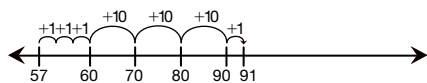
1. **A.** $+10, +10, +10, +10, -1, -1$
B. Answers will vary. Possible response: Start at 0, move forward $+10, +10, +10, +1, +1, +1, +1, +1, +1, +1$.
 Stop at 38.



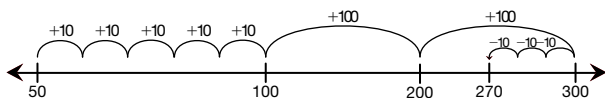
2. **A.** $+10, +10, +10, +10, -1$
B. Answers will vary. Possible response: Start at 43, move forward $+10, +10, +10, +1, +1, +1, +1, +1, +1, +1, +1$.



- C.** 39
3. A. 67, 77, 87, 88, 89, 90
B. 34 forward
C. $57 + 34 = 91$
D. Answers will vary. Possible response: Start at 57, move forward $+1, +1, +1$ to sixty then $+10, +10, +10, +1$, to 91.



- 4. A.** 150, 250, 260, 270
B. 220
C. Answers will vary. Possible response: Start at 50, move forward five $+10$ hops to 100, two $+100$ to 300 then 3 hops of $-10, -10, -10$ to 270.



Remember, the allowed moves of a base-ten hopper are in increments of 1, 10, or 100.

Copyright © Kendall Hunt Publishing Company

Name _____ Date _____

Helping Professor Peabody

Help Professor Peabody complete the number lines. Be sure that the distance and direction of each hop is clear. Then answer the questions.

1.

A. Show the distance and direction above each hop.
B. Draw a number line below that shows how a base-ten hopper can move from 0 to 38 another way.

2.

A. Show the distance and direction above each hop.
B. Show how a hopper can move from 43 to 82 another way.

C. How far is it from 43 to 82? _____

Base-Ten Hoppers SAB • Grade 3 • Unit 4 • Lesson 5 113

Student Activity Book - Page 113

Name _____ Date _____

3.

A. Fill in the blanks to show where the base-ten hopper lands.
B. How far did the base-ten hopper move? _____
C. Complete the number sentence $57 + \square = 91$.
D. Show another way for the base-ten hopper to move from 57 to 91.

4.

A. Fill in the blanks to show where the hopper lands.
B. How far is it from 50 to the point where the hopper stops?

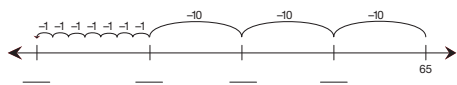
C. Show another way to start at 50 and go to the point where the hopper stops.

114 SAB • Grade 3 • Unit 4 • Lesson 5 Base-Ten Hoppers

Student Activity Book - Page 114

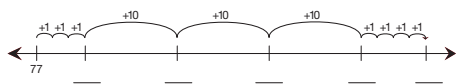
Answer Key • Lesson 5: Base-Ten Hoppers

Name _____ Date _____

5. 

A. Fill in the blanks to show where the hopper lands.
 B. How far is it from 65 to the point where the hopper stops?

C. Show another way for a base-ten hopper to start at 65 and stop at the same point.

6. 

A. Fill in the blanks to show where the hopper lands.
 B. How far is it from 77 to the point where the hopper stops?

C. Show another way for a base-ten hopper to start at 77 and land at the same point.

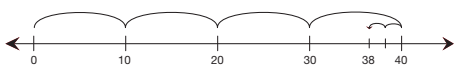
Copyright © Kendall Hunt Publishing Company

Base-Ten Hoppers SAB • Grade 3 • Unit 4 • Lesson 5 115

Student Activity Book - Page 115


Name _____ Date _____

✓ **Check-In: Questions 7-10**

7. A. Show the distance and direction of each move above each hop on the number line.


B. Write a number sentence that matches the moves on the number line.
 Number Sentence: _____

C. Show how a base-ten hopper can move from 0 to 38 another way.

8. A. Show the distance and direction of each move above each hop on the number line below.


B. Show how a base-ten hopper can move from 26 to 55 another way.

C. How far is it from 26 to 55? _____

Copyright © Kendall Hunt Publishing Company

116 SAB • Grade 3 • Unit 4 • Lesson 5 Base-Ten Hoppers

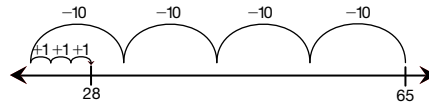
Student Activity Book - Page 116

2 TG • Grade 3 • Unit 4 • Lesson 5 • Answer Key

5. A. 28, 35, 45, 55

B. 37

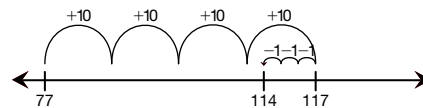
C. Answers will vary. Possible response: Start at 65, move back four hops of 10, then forward three to 28.



6. A. 80, 90, 100, 110, 114

B. 37

C. Answers will vary. Possible response: Start at 77, move forward 4 hops of 10 and back 3 hops of 1.

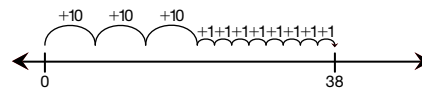


7. A. + 10, + 10, + 10, + 10 - 1, - 1

B. $38 = 40 - 2$ or

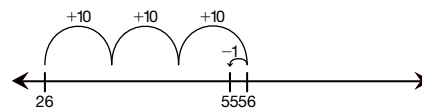
$$10 + 10 + 10 + 10 - 1 - 1 = 38$$

C. Answers will vary. Possible response: Start at 0, move forward 3 hops of 10 and 8 hops of one to 38.



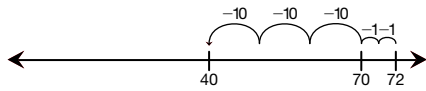
8. A. + 4, + 10, + 10, + 5

B. Possible response: Start at 26, move forward + 10, + 10, + 10, - 1, to 55.

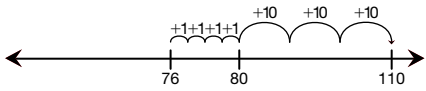


C. 29

9. **A.** 40, 42, 52, 62
B. 32
C. Answers will vary. Possible response: Start at 72, move backward -2 , -30 to 40.



10. **A.** 86, 96, 106, 110
B. 34 hops
C. Answers will vary. Possible response: Start at 76, move forward $+1$, $+1$, $+1$, $+1$, $+10$, $+10$, $+10$ to 110.



Name _____ Date _____

9. **A.** Fill in the blanks to show where the hopper lands on each hop on the number line below. (Hint: the hopper starts at 72.)

B. How far is it from 72 to where the hopper stops?

C. Show another way for a base-ten hopper to start at 72 and stop at the same point.

10. **A.** Fill in the blanks to show where the hopper lands on each hop on the number line below.

B. How far is it from 76 to where the hopper stops? _____

C. Show another way for a base-ten hopper to start at 76 and stop at the same point.

Copyright © Kendall Hunt Publishing Company

Base-Ten Hoppers SAB • Grade 3 • Unit 4 • Lesson 5 117

Student Activity Book - Page 117