



# Answer Key • Lesson 1: Time to the Nearest Five Minutes

Look at each clock. Show the time on your individual clock. Write the time that is shown. Be ready to show or tell how you know.


5.




6.



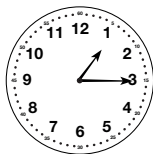
7.



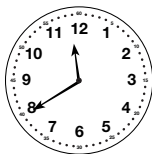
8.



9.



10.



Copyright © Kendall Hunt Publishing Company

Complete the *Time Around the Clock* pages in the *Student Activity Book* for more practice telling time to the nearest five minutes.

- 5. 10:35
- 6. 5:05
- 7. 2:50
- 8. 8:10
- 9. 1:15
- 10. 11:40

## Student Guide - Page 98

Name \_\_\_\_\_ Date \_\_\_\_\_

### Hours in a Day

What do you do during each hour of a day? Complete the table. Use your individual clock to help you.

| Time                | Activity |
|---------------------|----------|
| 12:00 AM (Midnight) |          |
| 1:00 AM             |          |
| 2:00 AM             |          |
|                     |          |
|                     |          |
|                     |          |
|                     |          |
|                     |          |
|                     |          |
|                     |          |
| 12:00 PM (Noon)     |          |
| 1:00 PM             |          |
| 2:00 PM             |          |
|                     |          |
|                     |          |
|                     |          |
|                     |          |
|                     |          |

Copyright © Kendall Hunt Publishing Company

## Student Activity Book

### Hours in a Day (SAB p. 135)

\*Responses will vary.

Copyright © Kendall Hunt Publishing Company

## Student Activity Book- Page 135

\*Answers and/or discussion are included in the lesson.

**Student Activity Book**

**Broken Clocks (SAB pp. 137–138)**

**Questions 1–12**


Answers will vary. A reasonable estimate is given for each question.

1. 5:30
2. 8:15
3. 9:15
4. 10:00
5. 12:00
6. 6:45
7. 7:30
8. 11:00
9. Possible response: I saw that the hour hand was halfway between the 7 and the 8. I knew it was 30 minutes after 7 or 7:30.
10. 4:30
11. 1:15
12. Possible response. I saw that the hour hand was a little past the 1 but was not halfway to the 2 yet so I thought it was about 1:15.


Name \_\_\_\_\_ Date \_\_\_\_\_

**Broken Clocks**

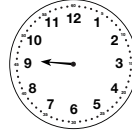
The minute hand is missing from these clocks. Decide the hour and then estimate the number of minutes past the hour. Use your individual clock to help you.

1. 


\_\_\_\_\_

2. 


\_\_\_\_\_

3. 


\_\_\_\_\_

4. 

\_\_\_\_\_

5. 

\_\_\_\_\_

6. 

\_\_\_\_\_


Copyright © Kendall Hunt Publishing Company

Time to the Nearest Five Minutes
SAB • Grade 3 • Unit 5 • Lesson 1 137


**Student Activity Book - Page 137**

Name \_\_\_\_\_ Date \_\_\_\_\_

**✓ Check-In: Questions 7-12**


7. 

\_\_\_\_\_


8. 

\_\_\_\_\_

9. Tell how you decided the time shown on the clock in Question 7.

10. 

\_\_\_\_\_

11. 

\_\_\_\_\_

12. Tell how you decided the time shown on the clock in Question 11.

138 SAB • Grade 3 • Unit 5 • Lesson 1
Time to the Nearest Five Minutes

Copyright © Kendall Hunt Publishing Company

**Student Activity Book- Page 138**

Name \_\_\_\_\_ Date \_\_\_\_\_

### The Hour Hand at Home

Dear Family Member:

The class is learning to tell time. Today we focused on the hour hand. Help your child with the times described below the clock. For each clock, your child will show the position of the hour hand only.

Thank you.

**Show the position of the hour hand for each time.**

|                              |                                      |
|------------------------------|--------------------------------------|
| <p>1.</p> <p>I get up.</p>   | <p>2.</p> <p>I leave for school.</p> |
| <p>3.</p> <p>I get home.</p> | <p>4.</p> <p>I eat dinner.</p>       |

Copyright © Kendall Hunt Publishing Company

Time to the Nearest Five Minutes
SAB - Grade 3 - Unit 5 - Lesson 1 139

**Student Activity Book - Page 139**

Name \_\_\_\_\_ Date \_\_\_\_\_

|  |  |
|--|--|
| <p>5.</p> <p>My favorite TV show begins.</p> | <p>6.</p> <p>My favorite TV show ends.</p> |
| <p>7.</p> <p>10:00</p>                       | <p>8.</p> <p>7:15</p>                      |
| <p>9.</p> <p>3:30</p>                        | <p>10.</p> <p>5:45</p>                     |

Copyright © Kendall Hunt Publishing Company

140 SAB - Grade 3 - Unit 5 - Lesson 1
Time to the Nearest Five Minutes

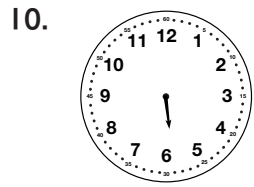
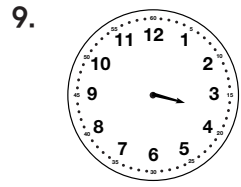
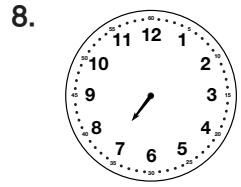
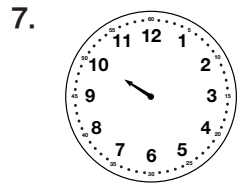
**Student Activity Book - Page 140**

**The Hour Hand at Home (SAB pp. 139–140)**

**Homework**

**Questions 1–10**

1–6. Answers will vary.




**Student Activity Book**

**Time Around the Clock (SAB pp. 141–142)**


**Questions 1–12**

1.



2. 2:55


3.



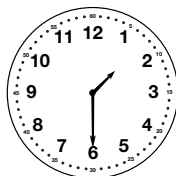
4. 6:10

5. 1:10

6.




7.



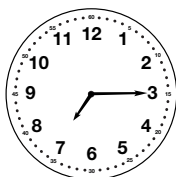
8. 5:20

9.



10. 9:25

11.



12. 12:40

Copyright © Kendall Hunt Publishing Company

Name \_\_\_\_\_ Date \_\_\_\_\_

**Time Around the Clock**

Write or draw the times on the clocks below.

1.

\_\_\_\_\_

10:25

2.

\_\_\_\_\_

3.

\_\_\_\_\_

7:45

4.

\_\_\_\_\_

5.

\_\_\_\_\_

6.

\_\_\_\_\_

4:30

Copyright © Kendall Hunt Publishing Company

Time to the Nearest Five Minutes SAB • Grade 3 • Unit 5 • Lesson 1 141

**Student Activity Book - Page 141**

Name \_\_\_\_\_ Date \_\_\_\_\_

7.

\_\_\_\_\_

1:30

8.

\_\_\_\_\_

9.

\_\_\_\_\_

4:50

10.

\_\_\_\_\_

11.

\_\_\_\_\_

7:15

12.

\_\_\_\_\_

Copyright © Kendall Hunt Publishing Company

142 SAB • Grade 3 • Unit 5 • Lesson 1 Time to the Nearest Five Minutes


**Student Activity Book - Page 142**

Name \_\_\_\_\_ Date \_\_\_\_\_


### Elapsed Time

Draw the hands on the clocks to show the start time and stop time for each student's activity. Then find the time that elapsed during the activity. Give the elapsed time in hours and minutes.

**Example**




Start time 3:00




Stop time 3:30

Elapsed time 30 minutes

1. Roberto's homework



Start time 4:30



Stop time 6:30

Elapsed time \_\_\_\_\_


Time to the Nearest Five Minutes SAB • Grade 3 • Unit 5 • Lesson 1 143

**Student Activity Book**

**Elapsed Time (SAB pp. 143–146)**


**Questions 1–9**

1.




Elapsed time: 2 hours

2.



Elapsed time: 1 hour and 30 minutes, or 90 minutes

3.




Elapsed time: 1 hour and 15 minutes, or 75 minutes

Copyright © Kendall Hunt Publishing Company

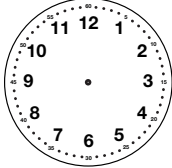
**Student Activity Book - Page 143**

Name \_\_\_\_\_ Date \_\_\_\_\_

2. Shannon's band practice




Start time 3:30




Stop time 5:00

Elapsed time \_\_\_\_\_

3. Jerome's babysitting



Start time 1:00



Stop time 2:15


Elapsed time \_\_\_\_\_

144 SAB • Grade 3 • Unit 5 • Lesson 1 Time to the Nearest Five Minutes

**Student Activity Book - Page 144**


# Answer Key • Lesson 1: Time to the Nearest Five Minutes

4.



Elapsed time: 1 hour and 30 minutes, or 90 minutes

5.



Elapsed time: 1 hour and 45 minutes, or 105 minutes

6. 30 minutes. Possible response: When I move the minute hand from 5:30 to 6:00 it moves halfway around the clock or 30 minutes so it took 30 minutes to do the homework.
7. 1 hour and 15 minutes, or 75 minutes
8. 4:40
9. **A.** 45 minutes  
**B.** One possible response: The minute hand will move 30 minutes from 6:30 to 7:00 and then another 15 minutes to 7:15.  $30 + 15 = 45$  minute. Another possible response: I skip counted by 5s from 6:30 to 7:15 and I got 45 minutes.

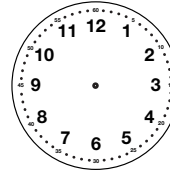
Copyright © Kendall Hunt Publishing Company

Name \_\_\_\_\_ Date \_\_\_\_\_

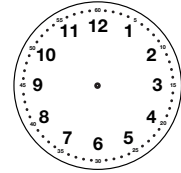
Show the start time, stop time and the elapsed times for each of the following situations.

4. Irma and Nila started practicing their song for the school concert at 3:30. They finished practicing at 5:00.

Start Time



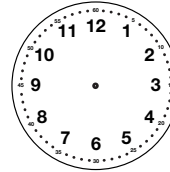
Stop Time



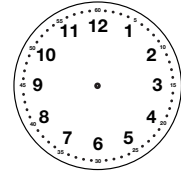
Elapsed time \_\_\_\_\_

5. Keenya and John started decorating cookies at 9:00. They decorated the last cookie at 10:45.

Start Time



Stop Time



Elapsed time \_\_\_\_\_

Copyright © Kendall Hunt Publishing Company

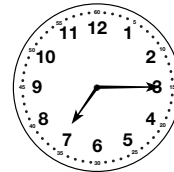
Time to the Nearest Five Minutes

SAB • Grade 3 • Unit 5 • Lesson 1 145

## Student Activity Book - Page 145

Name \_\_\_\_\_ Date \_\_\_\_\_

6. When Nicholas finished his math homework at 6:00 he said it took him too long to do it. He started at 5:30. How long did it take him to do his homework? Show or tell how you decided.
7. Mark started riding his bike at 3:00. He finished his ride at 4:15. How long did Mark ride his bike?
8. Jason said he practiced his violin for 25 minutes. If he started practicing at 4:15 what time did he finish?
9. **A.** Liz started reading her book at 6:30. The clock shows the time when she finished reading. How long did Liz read?



- B.** Show or tell how you found the answer to Question 9A.

Copyright © Kendall Hunt Publishing Company

146 SAB • Grade 3 • Unit 5 • Lesson 1

Time to the Nearest Five Minutes

## Student Activity Book - Page 146