

# Fourths



## Homework

Dear Family Member:

In class your child is learning about fractions. To complete this homework, it is important to understand that the unit whole must be divided into equal-size parts. For example, to show halves, the unit whole must be divided into two equal parts. Thank you.

**Look at the shapes following the questions. Decide if each shape is divided into fourths. Cut out the shapes to help you decide. Circle 'does' or 'does not.' Then finish each statement to show or tell how you decided.**

**A.** Shape A does (or does not) show fourths because...

**B.** Shape B does (or does not) show fourths because...

**C.** Shape C does (or does not) show fourths because...

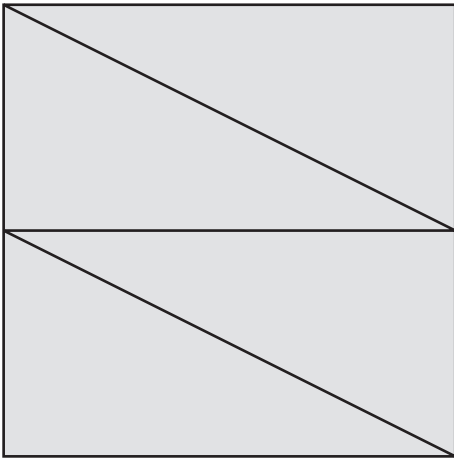
Name \_\_\_\_\_ Date \_\_\_\_\_

**D.** Shape D does (or does not) show fourths because...

**E.** Shape E does (or does not) show fourths because...

**F.** Shape F does (or does not) show fourths because...


Shape A



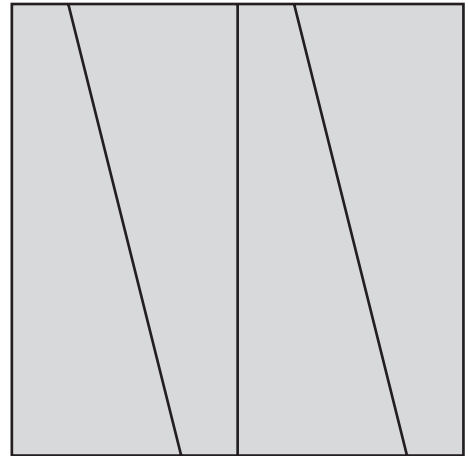
Shape B



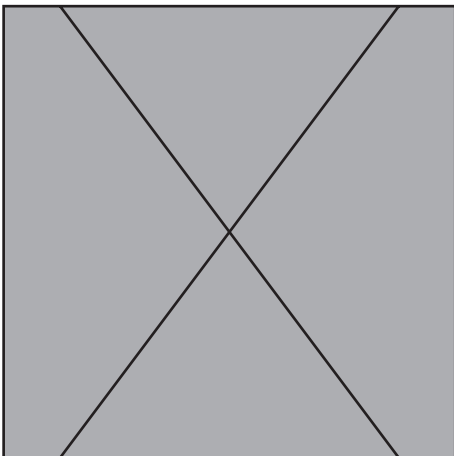
Shape C



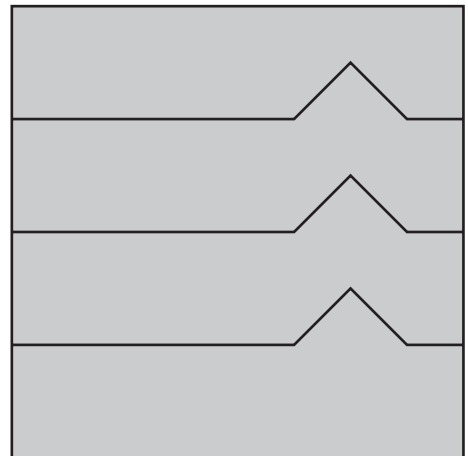
Shape D



Shape E



Shape F



Copyright © Kendall Hunt Publishing Company