

Many Ways to Show a Fraction

Show the fraction in each box in four other ways. The red circle is the unit whole for Questions 1–7.

1.

_____ number

_____ words

drawing

one whole fraction strip one whole fraction strip

2.

_____ number

_____ words

drawing

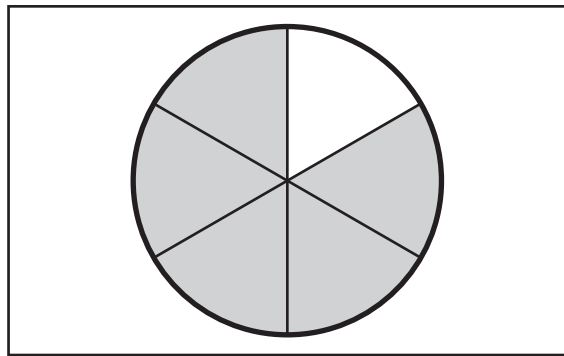
one whole fraction strip one whole fraction strip

Copyright © Kendall Hunt Publishing Company

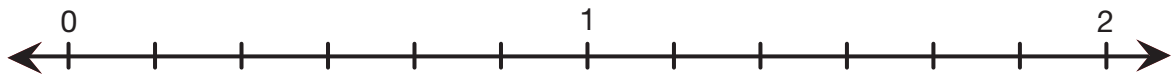
3.

_____ number

_____ words



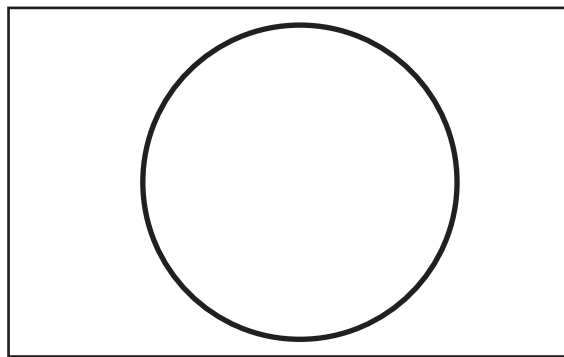
drawing



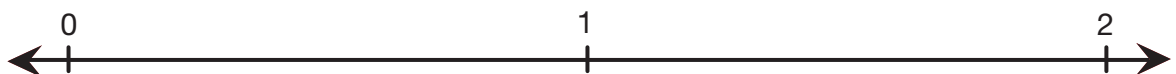
4.

_____ number

two halves
_____ words



drawing



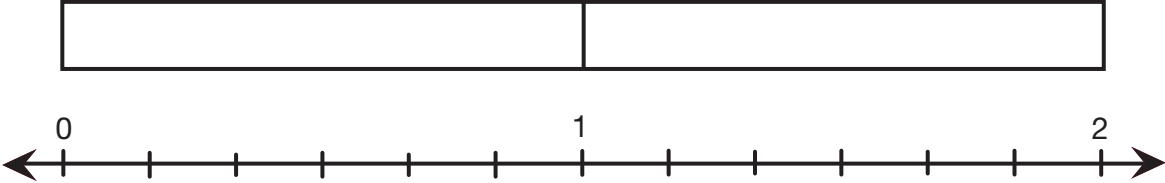
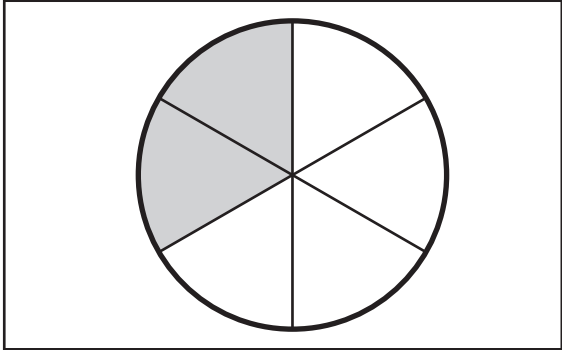
5.

_____ number

_____ words

drawing

one whole fraction strip one whole fraction strip



A circle is divided into 6 equal sectors. Two sectors are shaded gray. Below the circle is a number line from 0 to 2 with tick marks every 1/6 unit. The number 0 is at the left end, 1 is in the middle, and 2 is at the right end. The shaded sectors in the circle correspond to the first two tick marks after 0 on the number line.

6.

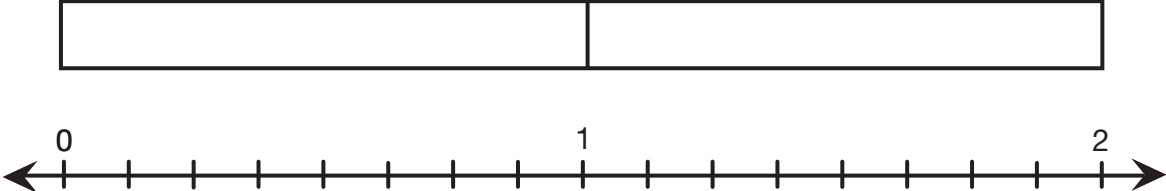

_____ number

six-eighths

_____ words

drawing

one whole fraction strip one whole fraction strip

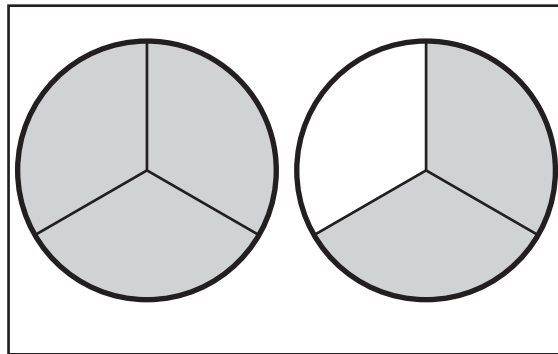


An empty circle is shown. Below it is a number line from 0 to 2 with tick marks every 1/8 unit. The number 0 is at the left end, 1 is in the middle, and 2 is at the right end.

7.

_____ number

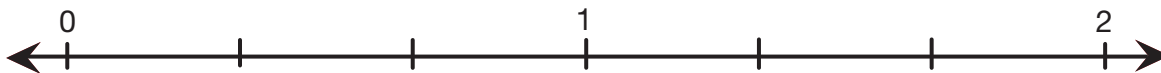
_____ words



drawing

one whole fraction strip

one whole fraction strip



8. Draw a set of objects and show the fraction.

$\frac{1}{4}$
_____ number

_____ words



drawing

one whole fraction strip

one whole fraction strip

