

Student Guide


Earning Money (SG p. 377)
Questions 1–2

- 1.* pretend money, drawings, counters, base-ten pieces, calculators
- 2.* Each child should have the same amount of money and there should be no money left that could be divided equally.

Earning Money


Carla, Luis, and Julia earned five dollars babysitting for the Browns. Mrs. Brown gave the three sitters one five-dollar bill and told them to share the money.

We need to think about a way to divide this money so that we each get an equal share!




Julia

We are learning about division in school. Maybe we can use some of the strategies we have learned to help us solve this problem.




Luis

Right, we should think about the tools we use to help us divide.



Carla

1. What are some tools or strategies that Carla, Julia, and Luis can use to help them divide the money?
2. How will they know the money is divided fairly?



Earning Money SG • Grade 3 • Unit 13 • Lesson 5 **377**

Student Guide - Page 377

Teacher Guide

Earning Money Problem (TG)

*\$1.66 each with 2¢ left over.
 Solution strategies will vary.

Name _____ Date _____

Earning Money Problem

Carla, Luis, and Julia earned five dollars babysitting for the Browns. Mrs. Brown gave the three sitters one five-dollar bill. If they share the money equally, how much should each babysitter get? Share as much of the \$5 as possible. Explain how you solved the problem. If there is a remainder, tell what you will do with it.

Earning Money Problem Feedback Box	Expectation	Check In	Comments
Represent multidigit division problems using counters, drawings, and number sentences.	E1		
Interpret remainders of multidigit division problems.	E6		
Solve multistep word problems involving the four operations.	E8		

Assessment Master TG • Grade 3 • Unit 13 • Lesson 5

Teacher Guide

*Answers and/or discussion are included in the lesson.