

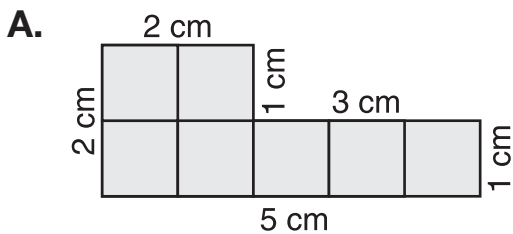


# Homework

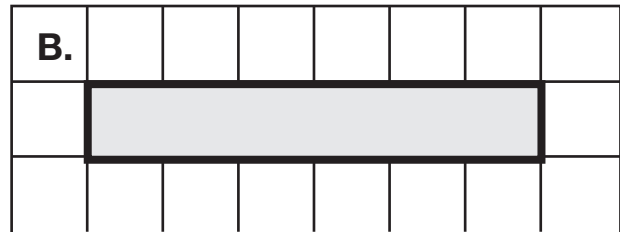
Dear Family Member:

Your child has been learning to find the perimeter and area of shapes. In this assignment, help your child find the perimeter by adding the measurements marked around the sides of the shape or by using the grid. The area can be found by counting the number of square centimeters that would fit inside the shape.

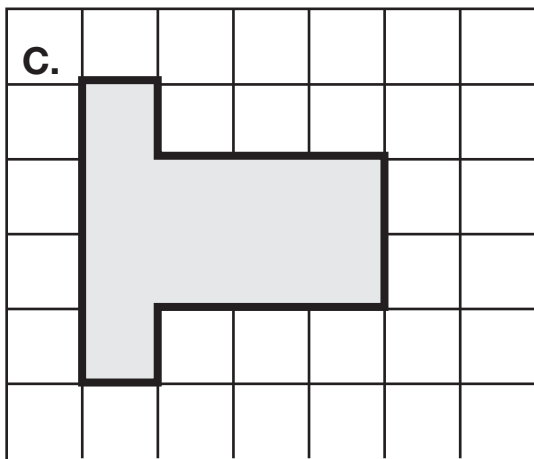
1. Calculate the perimeter of each shape. Write number sentences to show how you found the perimeters.



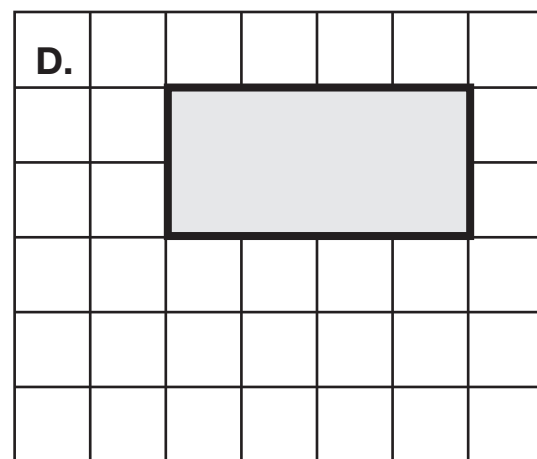
Perimeter: \_\_\_\_\_



Perimeter: \_\_\_\_\_



Perimeter: \_\_\_\_\_

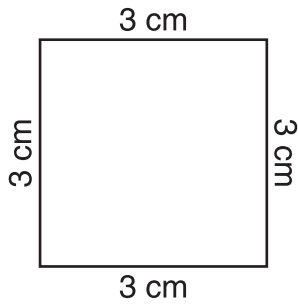


Perimeter: \_\_\_\_\_

2. After you have found the perimeter of each shape, find the area for each. Write the area inside the shape. What label will you use?

- 3.** Find the area and perimeter for Shapes X and Y.

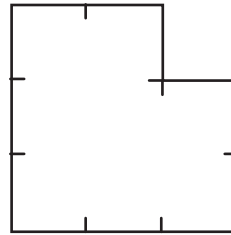
Shape X



Area: \_\_\_\_\_

Perimeter: \_\_\_\_\_

Shape Y



Area: \_\_\_\_\_

Perimeter: \_\_\_\_\_

Compare Shape X and Shape Y. What is different and what is the same?

---



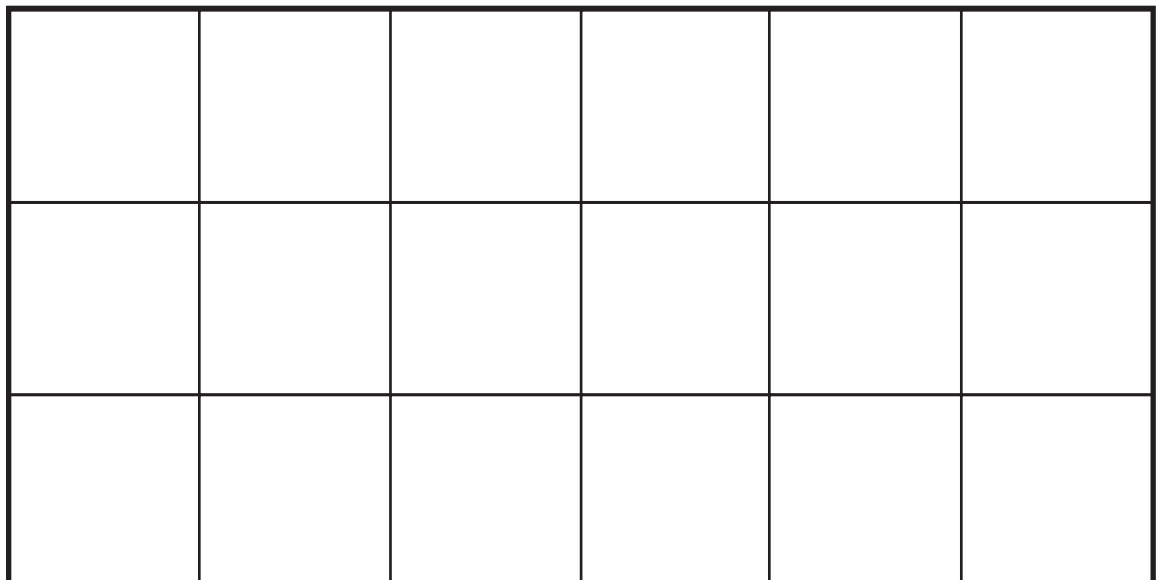
---



---


- 4.** Make and draw a shape that is not a rectangle and has an area of

7 square inches. What is the perimeter of your shape? \_\_\_\_\_



Name \_\_\_\_\_ Date \_\_\_\_\_

5. Draw a shape with an area of 20 square inches and a perimeter of at least 18 inches.



Copyright © Kendall Hunt Publishing Company