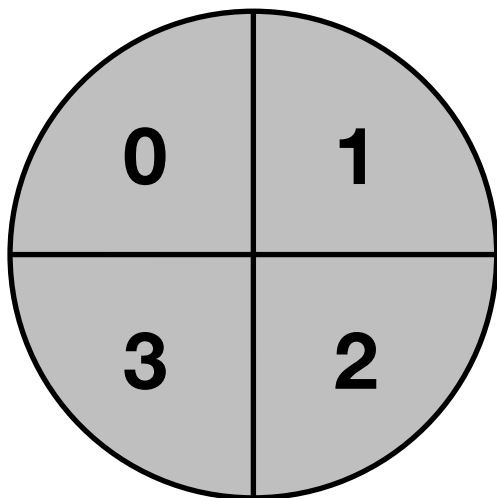
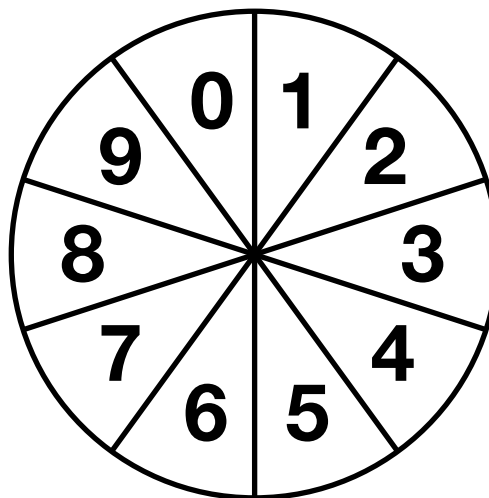


Make a Pack

The object of the game is to be the first player to complete a pack.
This is a game for two players.



Number of hundreds



Number of tens

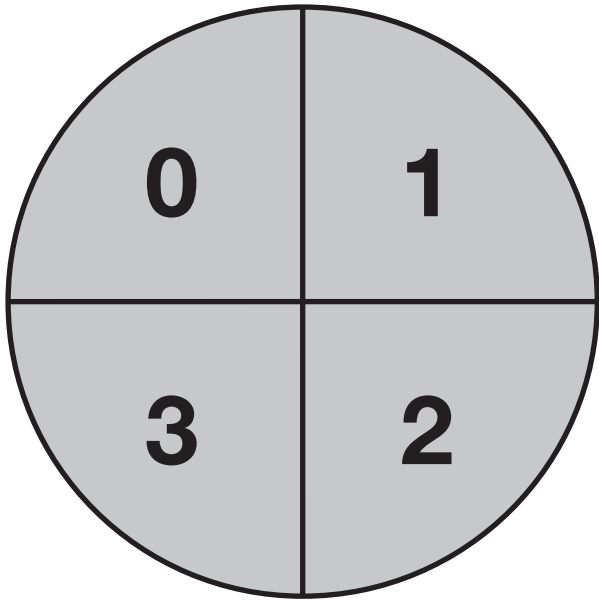
Materials

- 1 *Make a Pack Game Board* for each player
- 1 gray spinner with 0–3 for hundreds and 1 white spinner with 0–9 for tens
- clear plastic spinner or pencil and paper clip
- 20 skinnies, 20 flats, and 1 pack

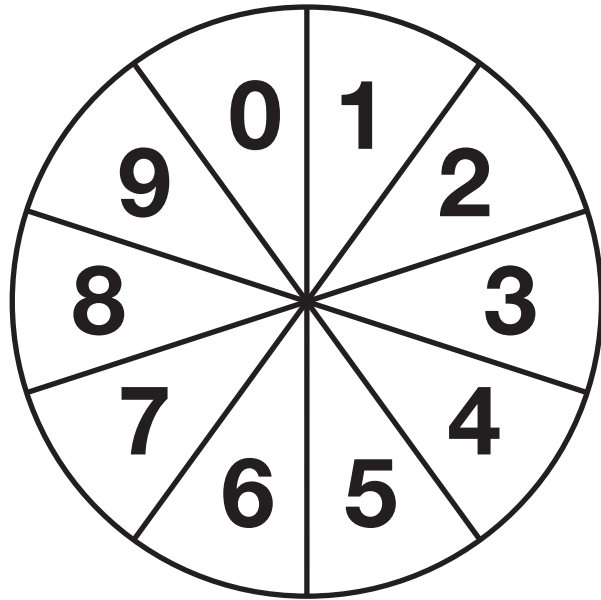
Directions

1. Spin the gray spinner once and take that many flats. Spin the white spinner once and take that many skinnies.
2. Stack up your flats and skinnies on the outline on your game board.
3. Trade skinnies for flats according to the Fewest Pieces Rule.
4. Write the total number of base-ten pieces you have after each turn in the “Running Total” column.
5. Take turns repeating the steps above.

Make a Pack Game Board



Number of hundreds



Number of tens

Turn	Running Total
1	
2	
3	
4	
5	
6	
7	
8	
9	
10	