

Name _____ Date _____




Moving Ahead with Large Numbers



Self-Check

Use the questions in the menu to check your progress and select practice with reading, writing, and comparing large numbers.

- Look at each row in the table.
- For each row, decide whether you are “Working On It,” you are “Getting It,” or you already “Got It.”
- Remember, you may feel you are “Working On It” for one row, but for another row, you already “Got It.”
- On this table, draw a circle around each set of problems you decide to do.
- If one set of problems seems too easy or too hard, choose a different set from the same row.

Workshop Menu			
Can I Do This?	▲ Working On It!  I could use some extra help.	● Getting It!  I just need some more practice.	■ Got It!  I'm ready for a challenge.
<ul style="list-style-type: none"> • Read and write large numbers. • Represent large numbers using place value charts and number sentences. 	Questions 1–4, 10	Questions 1, 3, 5–6, 10	Questions 5–9
<ul style="list-style-type: none"> • Compare large numbers. • Locate large numbers on number lines. • Round large numbers • Estimate sums and differences for large numbers 	Questions 11, 13–15, 18–21, 24	Questions 12–19, 21–24	Questions 12–18, 21–25

Use the examples on the *Writing Numbers in Words* and the *Representing Large Numbers* pages in the *Student Guide* Reference section while you work.