

Name \_\_\_\_\_ Date \_\_\_\_\_

# Fraction Representations Chart







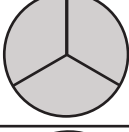


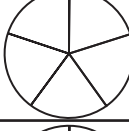
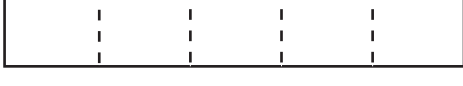
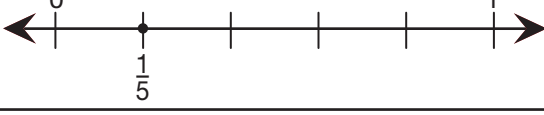

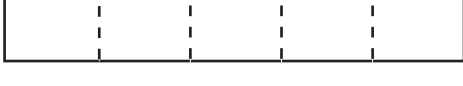

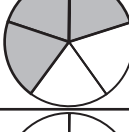


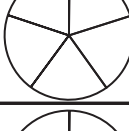

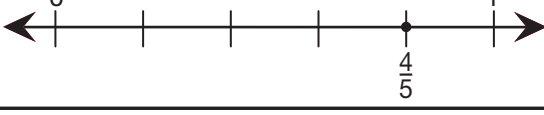





Fill in each column so that each fraction is shown four different ways. The first is an example.

	Fraction	Circle	Strip	Number Line
Ex.	$\frac{1}{6}$			
1. A.	$\frac{2}{6}$			
B.				
C.	$\frac{4}{6}$			
D.				
E.				

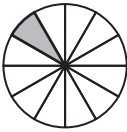
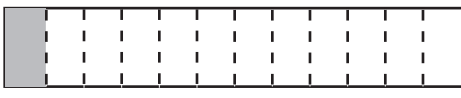
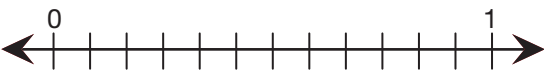
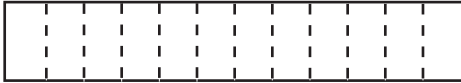
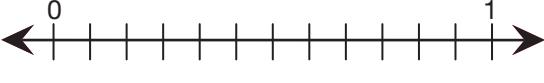

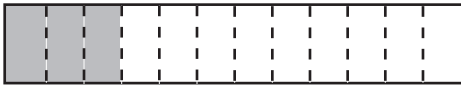
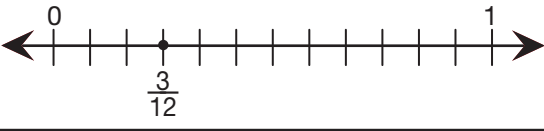
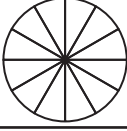

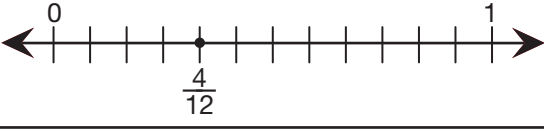

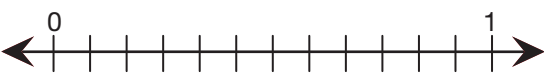
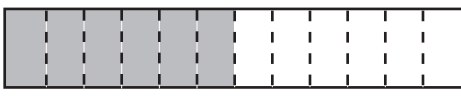
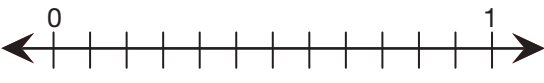
Name \_\_\_\_\_ Date \_\_\_\_\_

Fill in each column so that each fraction is shown four different ways.

2. A.	$\frac{1}{3}$			
B.				
C.				
3. A.				
B.	$\frac{2}{5}$			
C.				
D.				
E.	$\frac{5}{5}$			

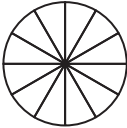
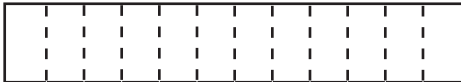
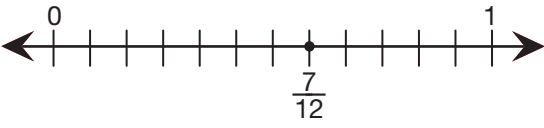
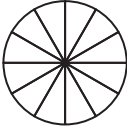

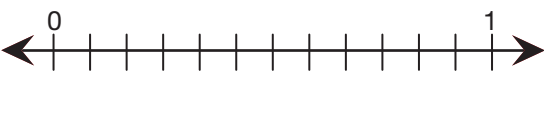
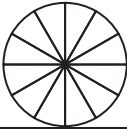

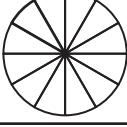
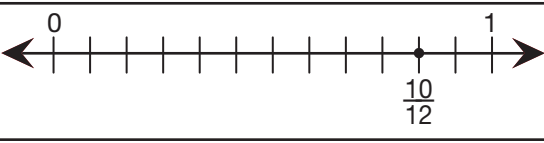


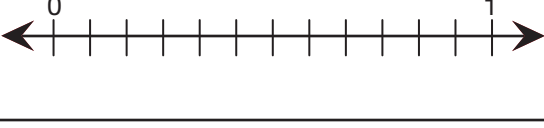
Name \_\_\_\_\_ Date \_\_\_\_\_

Fill in each column so that each fraction is shown four different ways.

4. A.			
B.	$\frac{2}{12}$		
C.			
D.			
E.	$\frac{5}{12}$		
F.	$\frac{6}{12}$		

Name \_\_\_\_\_ Date \_\_\_\_\_

Fill in each column so that each fraction is shown four different ways.

4. G.			
H.			
I.	$\frac{9}{12}$		
J.	$\frac{10}{12}$		
K.			
L.	$\frac{12}{12}$	