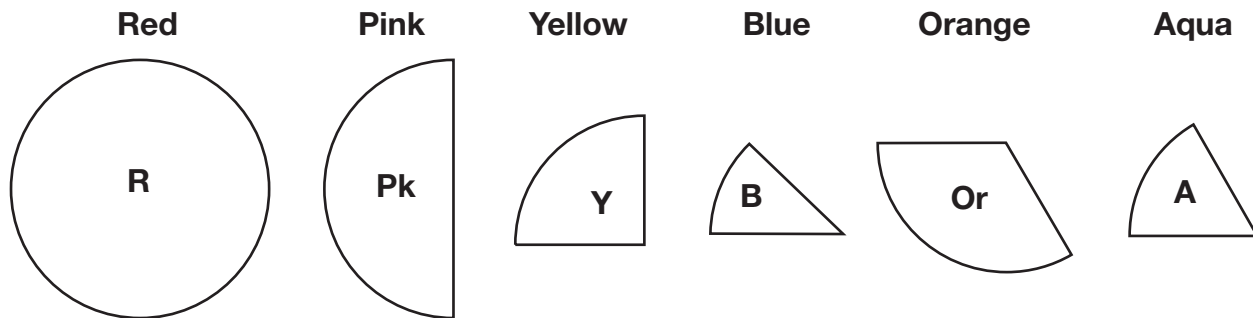


Circle Pieces Review

You will use circles and pieces of circles to study fractions. Find all the pieces with these colors in your fraction circle set to use in Questions 1–6.



1. Cover the red circle with all one color.

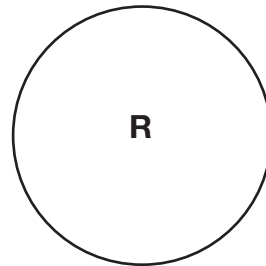
A. How many pink pieces cover the red circle?

B. How many yellow?

C. How many blue pieces?

D. How many orange?

E. How many aqua?



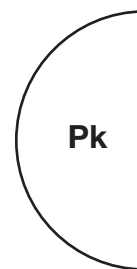
2. Cover the pink piece with all one color.

A. How many yellow pieces cover the pink piece?

B. How many blue pieces?

C. How many orange pieces?

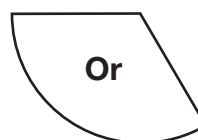
D. How many aqua pieces?

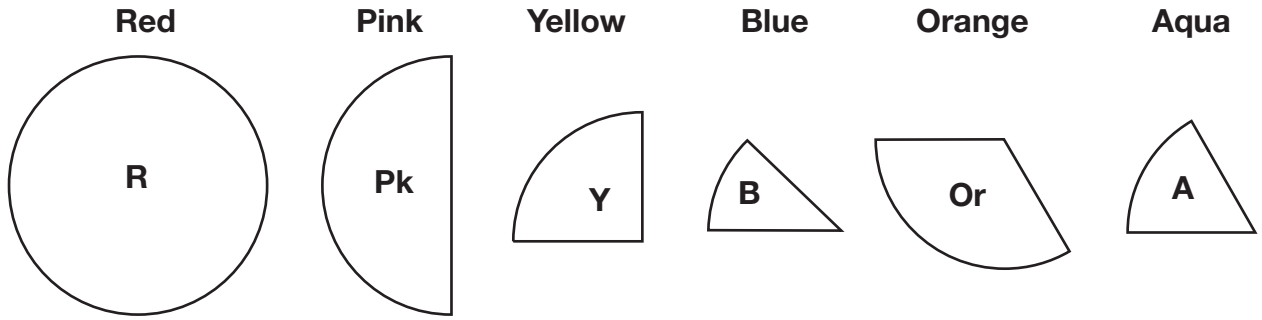


3. Cover the orange piece with all one color.

A. What color did you use?

B. How many pieces does it take?



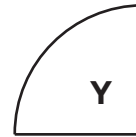


4. Cover the yellow piece with all one color.

A. What color did you use?

B. How many pieces does it take?

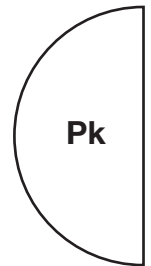
C. Make a drawing of what you did.



5. Cover half the pink piece with all one color.

A. What color did you use? How many pieces?

B. Use a different color. What color did you use this time?
Make a drawing of what you did.



6. Cover a whole pink piece using two colors.

A. What colors did you use and how many of each color?

B. Solve the problem a different way. What colors did you use
this time? How many pieces of each color?

