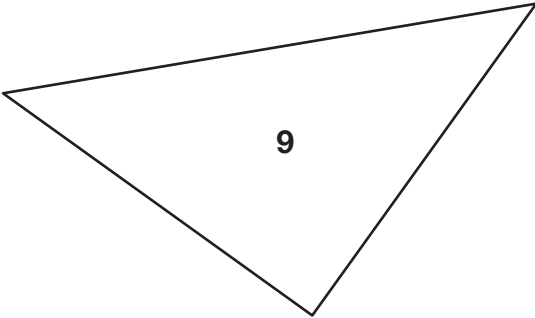
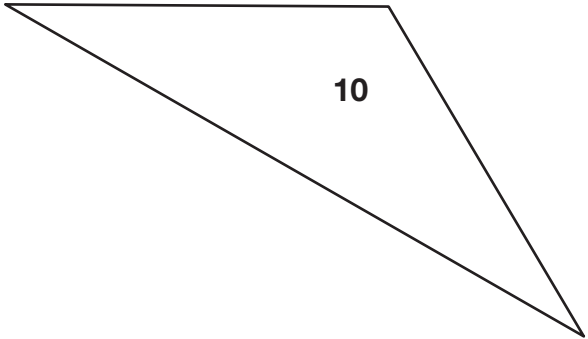
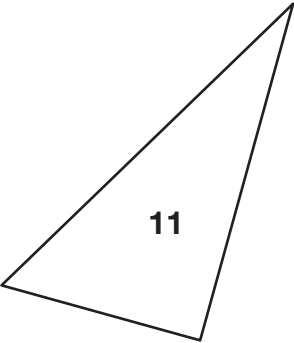
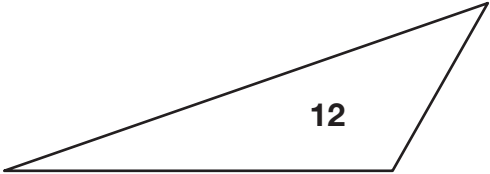

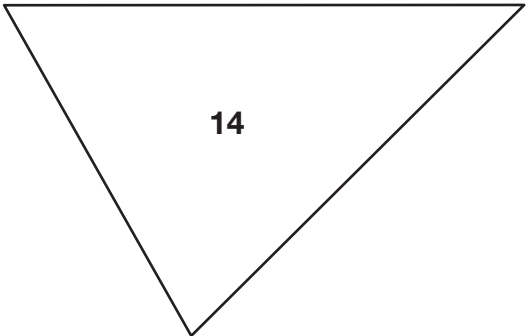


Triangle Sort Cards 2



- Cut out the 14 cards on the two *Triangle Sort Cards 1* and *2* pages. Cut on the dotted lines.
- Sort the triangles into three groups.
- Choose groups so that no triangle belongs in more than one group.
- Be ready to explain what each group has in common.

 <p>9</p>	 <p>10</p>
 <p>11</p>	 <p>12</p>
 <p>13</p>	 <p>14</p>