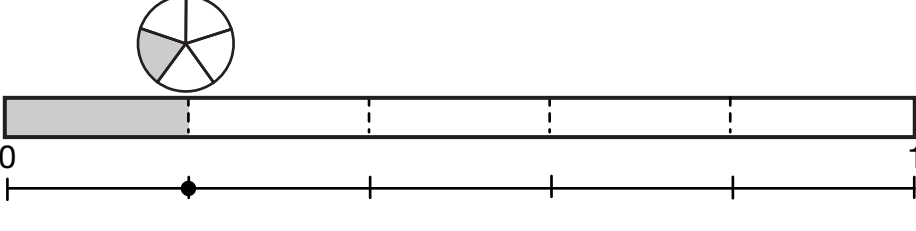
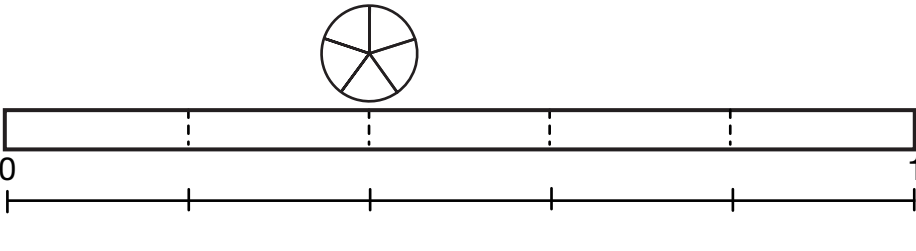
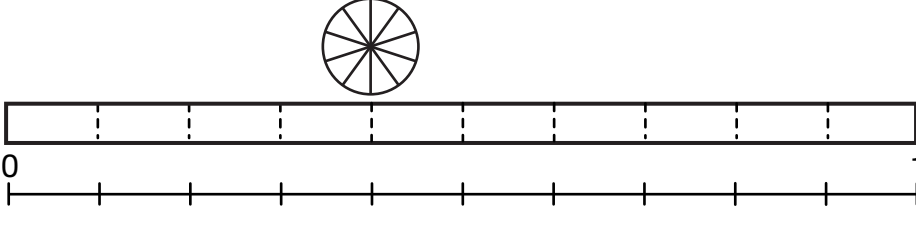
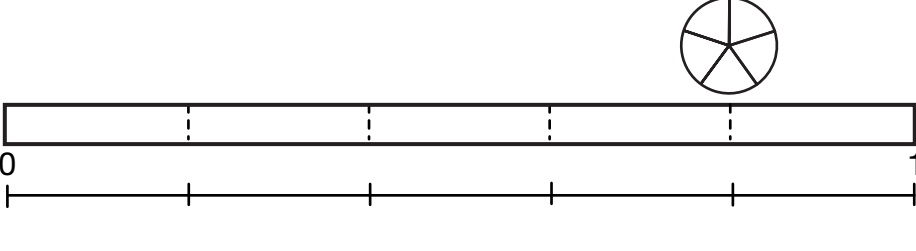
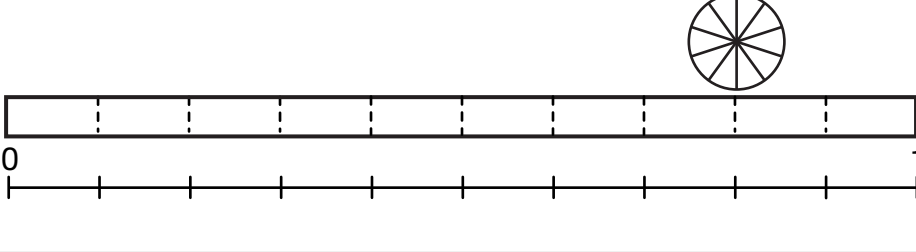


Part 5 Showing Fractions

Show the numbers in the first column in three ways. Use circles, fraction strips, and number lines. Draw the circle in the space above the fraction strip. The whole circle and rectangle represent unit wholes. For number lines, the segment from 0 to 1 is the unit whole.

Number	Representations
<p>Example</p> $\frac{1}{5}$	
<p>A.</p> $\frac{2}{5}$	
<p>B.</p> $\frac{4}{10}$	
<p>C.</p> $\frac{4}{5}$	
<p>D.</p> $\frac{8}{10}$	
<p>E. What do you notice about your answers to A and B? What do you notice about your answers to C and D?</p>	