



Show Fractions on Number Lines

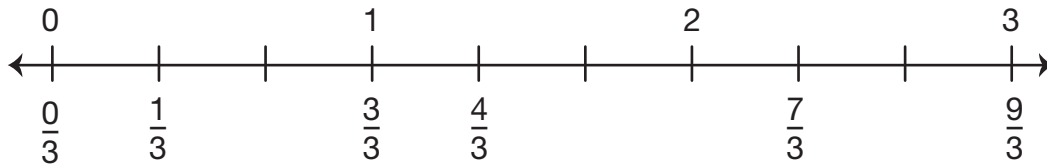


1. **A.** The number line above is divided into how many equal parts? _____
- B.** Label each mark on the number line above with fractions. Find a fraction for 0 and 1, too.


2. Label each mark on the number lines with fractions.



3. A. Finish labeling this number line to show thirds from 0 to 3.



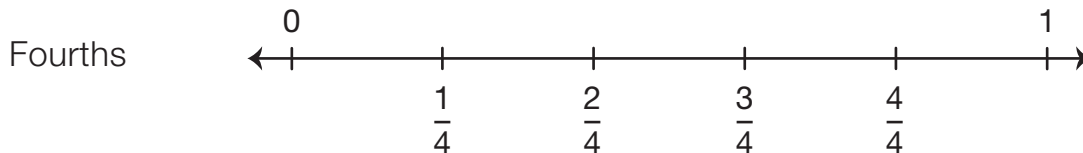
B. Label this number line to show fourths from 0 to 3.



4. Use a centimeter ruler to find fractions on these number lines.



5. Kim marked her number line for fourths like this:



Do you agree? Why or why not?