

Show and Compare Fractions

Show, Write, and Draw Parts and Wholes

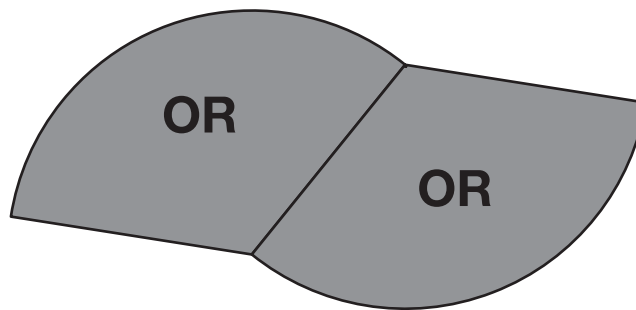


Self-Check: Questions 1–3

1. Show the fraction in five other ways.

improper fraction	
mixed number	
seven-fourths words	

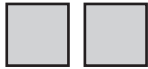
2. If the shape below is the unit whole, write a fraction for each of the following.



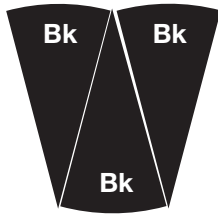
- A. one orange piece _____
- B. three aqua pieces _____
- C. eight black pieces _____

3. Show the unit whole.




A. Here is $\frac{1}{3}$ of a set of tiles. Draw the whole set.



B. Here is $\frac{3}{6}$ of a design. Draw what the whole design could look like.



Use the Self-Check questions to choose practice with showing proper and improper fractions and unit wholes.

Workshop Menu			
Can I Do This?	▲ Working On It! I could use some extra help. 	● Getting It! I just need some more practice. 	■ Got It! I'm ready for a challenge. 
Show and name proper and improper fractions. Recognize that equal fractional parts of a whole are the same size.	Questions 4–6, 11–13, 18	Questions 5–8, 11–14, 18–19	Questions 9–20
Show the unit whole if the fractional part is given.	Questions 21–22	Questions 21–23	Questions 22–26