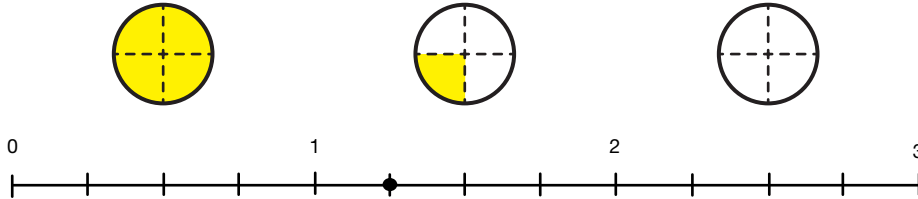


Part 2 Representing Fractions

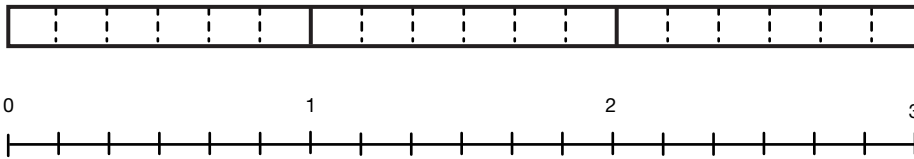
Show the fraction by shading the circles or rectangle. Then show where it is on the number line. Label the point. The first problem is an example.

Example:

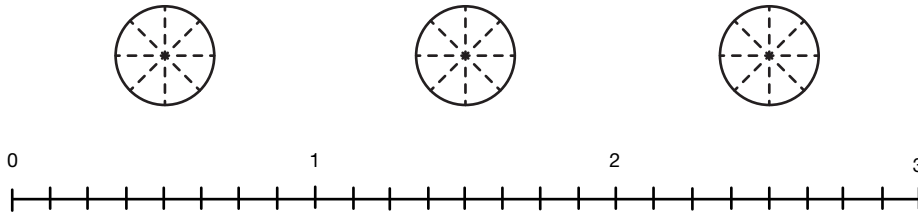
$$1\frac{1}{4}$$



1. $\frac{8}{6}$



2. $2\frac{5}{8}$



3. $\frac{5}{3}$

