




Finding Equivalent Fractions and Ratios



Use *Self-Check: Questions 1–3* in the *Student Guide* and the questions in the *Workshop Menu* to review your progress with fractions and ratios.

- Look at each row in the table.
- For each row, decide whether you are “Working On It,” you are “Getting It,” or you already “Got It.”
- Remember, you may feel you are “Working On It” for one row, but for another row, you have already “Got It.”
- On this table, choose the set of problems you decide to do.
- If one set of problems seems too easy or too hard, choose a different set from the same row.

Workshop Menu			
	▲ Working On It!	● Getting It!	■ Got It!
Can I Do This?			
Represent and identify fractions and ratios.	Questions 1A, 2A-B, 3, 4A, 5, 8A	Questions 3, 4A, 5, 8A	Question 8A
Represent and identify the simplest form of a fraction or ratio.	Questions 2C, 7A	Questions 4A-B, 7, 8B	Questions 7, 8B, 11A, C-D
Find equivalent fractions and ratios.	Questions 1B, 2B-C, 6A, 7A	Questions 4, 6, 7, 8B, 10	Questions 6, 7, 8B, 9-11

Copyright © Kendall Hunt Publishing Company