

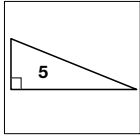
Student Activity Book

Triangle Property Sort (SAB pp. 251–253)
Homework

Triangle Sort Board

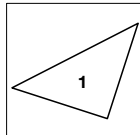
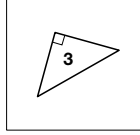
Box A

Right Triangles



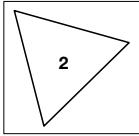
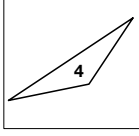
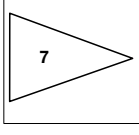
Box C

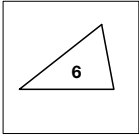
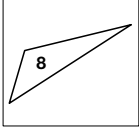
Right Isosceles Triangles

Box B

At least 2 equal sides

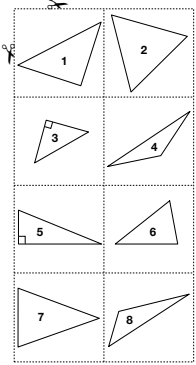



Name _____ Date _____

Triangle Property Sort

Homework

Cut apart the cards. Use the Triangle Sort Board on the next page to sort the triangles.



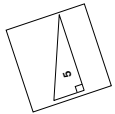
Copyright © Kendall Hunt Publishing Company

Classifying Shapes SAB • Grade 5 • Unit 6 • Lesson 6 251

Name _____ Date _____

Triangle Sort Board

Box A



Box C

Box B

At least 2 equal sides

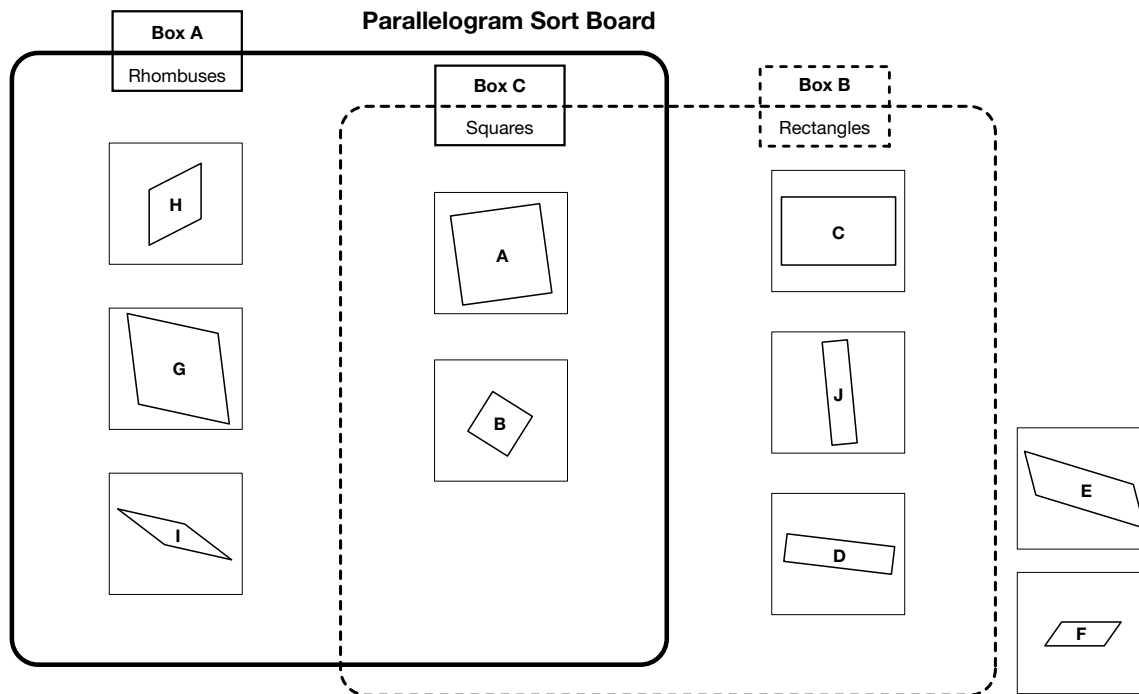
Copyright © Kendall Hunt Publishing Company

Classifying Shapes SAB • Grade 5 • Unit 6 • Lesson 6 253

Copyright © Kendall Hunt Publishing Company

**Parallelogram Classification Challenge
(SAB pp. 255–259)
Questions 1–3**

I.



Name _____ Date _____

Parallelogram Classification Challenge

- Cut apart the parallelograms. Sort the shapes onto the Parallelogram Sort Board on the next page.
 - All of the parallelograms in Box A share the same property.
 - All of the parallelograms in Box B share the same property.
 - Some parallelograms share both boxes because they have common properties. These parallelograms will go in Box C, where Box A and Box B overlap.
 - Some parallelograms have no properties in common and will go outside both Box A and Box B.

Copyright © Kendall Hunt Publishing Company

Classifying Shapes SAB • Grade 5 • Unit 6 • Lesson 6 255

Date _____

Name _____

Parallelogram Sort Board

Copyright © Kendall Hunt Publishing Company


Classifying Shapes SAB • Grade 5 • Unit 6 • Lesson 6 257

Copyright © Kendall Hunt Publishing Company

2. A. True
 B. True
 C. True
 D. False
 E. False
 F. Possible responses: A trapezoid has only 1 pair of parallel sides, the rectangle has 2 pairs of parallel sides, so it is not a trapezoid.
 G. Shapes drawn will vary but must have 4 equal sides and opposite angles are congruent. Possible justifications: the shape must have 4 equal sides and opposite angles are equal.
3. A. rectangle
 B. rhombus
 C. square

Name _____ Date _____

2. Look at the shape below:



Which statements are true? Write True or False.

A. I am a quadrilateral. _____ B. I am a parallelogram. _____
 C. I am a rectangle. _____ D. I am a trapezoid. _____
 E. I am a rhombus. _____
 F. Explain your reasoning for Question 2D.

G. Draw a rhombus. Explain how you know it's a rhombus.

3. What shape am I? Use the clues to name and draw a sketch of each polygon:

A. I have four sides and all my angles are 90 degrees. I am not a square.
 B. I am a quadrilateral with parallel sides. I do not have any right angles.
 C. I am a rhombus with right angles.

Copyright © Kendall Hunt Publishing Company

Classifying Shapes SAB • Grade 5 • Unit 6 • Lesson 6 259

Student Activity Book - Page 259

Copyright © Kendall Hunt Publishing Company

Parallelogram Classification Challenge

	Expectation	Check In	Comments
Identify and describe two-dimensional shapes. (Q# 2-3)	E4		
Classify two-dimensional shapes in a hierarchy based on properties. (Q# 1-2)	E5		
Justify conclusions using geometric properties. (Q# 2F-G)	E7		
MP.5: Show my work. I show my work so someone else can understand my thinking. (Q# 2F-G)			

Yes... Yes, but... No, but... No...

260 SAB • Grade 5 • Unit 6 • Lesson 6 Classifying Shapes

Student Activity Book - Page 260