

Division Digits Game

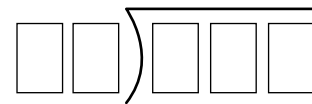
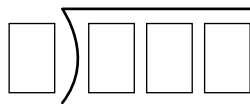
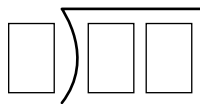
The object of the game is to get the smallest or largest correct answer to a division problem. Any number of people can play.

Materials

- one set of Digit Cards 0–9
- paper and pencil

Directions

1. One person is the leader and the others are players. The leader decides whether the smallest or largest quotient will win and draws one playing board so that all of the players can see it. The playing board is a set of boxes arranged like a division problem. The leader draws one playing board for each game. Here are some examples of playing boards:



2. Each player draws the playing board on his or her paper.
3. The leader shuffles the cards, places them face down, picks the top card, and reads the digit to all the players.
4. Each player writes that digit in one of the boxes on his or her playing board. Each player must decide where to place the digit in order to get the smallest or largest answer. Once a player has written down a digit, it may not be moved. No digit will be repeated.
5. The leader places the first card in a discard pile, then reads the next card. Players place this digit in another unfilled box. Play continues until all the boxes are filled.
6. When all the boxes are filled, players divide to find their answers. Since the player with the smallest or largest correct answer wins the game, players should check their answers using a second strategy such as multiplication or estimate to see if their answers are reasonable.