


**Student Activity Book**

**Decimals: A Closer Look (SAB pp. 311–316)  
Questions 1–11**


Name \_\_\_\_\_ Date \_\_\_\_\_

**Decimals: A Closer Look**

1. A. Shade 0.4.




B. Shade 0.40.



C. Write <, >, or = to make this number sentence true:  $0.4 \bigcirc 0.40$ .  
Explain how you decided which symbol to use.

2. A. Shade 0.300.



B. Use <, >, or = to make a true number sentence.

$0.3 \bigcirc 0.300$


C. Use <, >, or = to make a true number sentence.

$0.30 \bigcirc 0.300$


Copyright © Kendall Hunt Publishing Company

**Student Activity Book - Page 311**

1. A.




B.



C.  $0.4 \bigcirc 0.40$

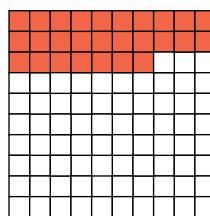
2. A.




B.  $0.3 \bigcirc 0.300$

C.  $0.30 \bigcirc 0.300$

3. A.




B.

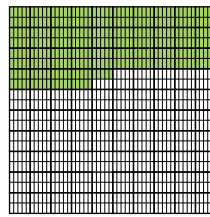


C.  $0.27 \bigcirc 0.127$

4. A.



B.




C.  $0.4 \bigcirc 0.345$


Copyright © Kendall Hunt Publishing Company

Name \_\_\_\_\_ Date \_\_\_\_\_

3. A. Shade 0.27.




B. Shade 0.127.




C. Write <, >, or = to make this number sentence true:  $0.27 \bigcirc 0.127$ .

4. A. Shade 0.4.



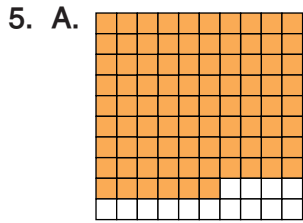
B. Shade 0.345.



C. Write <, >, or = to make this number sentence true:  $0.4 \bigcirc 0.345$ .

Copyright © Kendall Hunt Publishing Company


**Student Activity Book - Page 312**



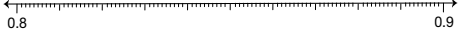
- C. 0.9
- D. 0.9

Name \_\_\_\_\_ Date \_\_\_\_\_

5. A. Shade 0.86



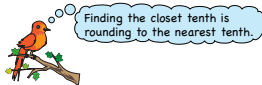
B. Place a dot to show 0.86 on the number line.



C. Is 0.86 closer to 0.8 or 0.9?

D. What is 0.86 rounded to the nearest tenth?

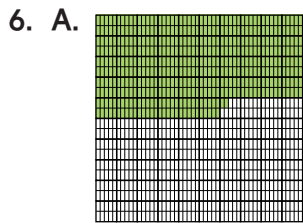
Copyright © Kendall Hunt Publishing Company



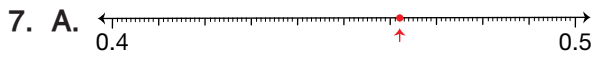
Finding the closest tenth is rounding to the nearest tenth.

Compare and Order Decimals SAB • Grade 5 • Unit 8 • Lesson 4 313

Student Activity Book - Page 313




- C. 0.46




- B. 0.5; Possible response: .46 is more than halfway between .4 and .5, so it is closer to .5.

Name \_\_\_\_\_ Date \_\_\_\_\_

6. A. Shade 0.462.




B. Find 0.462 on the number line. Is 0.462 closer to 0.46 or 0.47?



C. Write 0.462 rounded to the nearest hundredth.

7. A. Locate 0.462 on the number line. Is 0.462 closer to 0.4 or 0.5?



B. Round 0.462 to the nearest tenth. (Hint: Is 0.462 closer to 0.4 or 0.5?) Show or tell how you decided.

Copyright © Kendall Hunt Publishing Company


314 SAB • Grade 5 • Unit 8 • Lesson 4 Compare and Order Decimals

Student Activity Book - Page 314


# Answer Key • Lesson 4: Compare and Order Decimals

Name \_\_\_\_\_ Date \_\_\_\_\_

8. A. Shade .572.




B. Label the endpoint of the number line to show between which two hundredths .572 is located. Show where .572 is on the number line.



C. Write .572 rounded to the nearest hundredth. How do you know?

\_\_\_\_\_

9. A. Label the endpoint of the number line to show between which two tenths .572 is located. Show where .572 is on the number line.



B. What is .572 rounded to the nearest tenth? How did you decide?

\_\_\_\_\_


Copyright © Kendall Hunt Publishing Company

Compare and Order Decimals SAB • Grade 5 • Unit 8 • Lesson 4 315


## Student Activity Book - Page 315

Name \_\_\_\_\_ Date \_\_\_\_\_

10. A. Shade 0.068.




B. Label the endpoints of the number line to show between which two hundredths .068 is located. Show where .068 is on the number line.



C. Write .068 rounded to the nearest hundredth. How do you know?

\_\_\_\_\_

11. A. Label the endpoints of the number line to show between which two tenths .068 is located. Show the location of .068 on the number line.



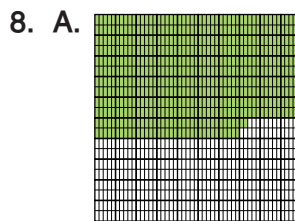
B. What is .068 rounded to the nearest tenth? How did you decide?

\_\_\_\_\_

Copyright © Kendall Hunt Publishing Company

316 SAB • Grade 5 • Unit 8 • Lesson 4 Compare and Order Decimals


## Student Activity Book - Page 316



C. 0.57; 0.572 is between 0.57 and 0.58 but it is closer to .57.



B. 0.6; .567 is between .5 and .6 but it is more than halfway between the two numbers so it is closer to .6.



C. 0.07; 0.068 is between 0.06 and 0.07. It is almost all the way to 0.07 on the number line, so it rounds to 0.07.



B. 0.1; .068 is between 0 and .1 but closer to .1.